




HOME AUTOMATION

PART 1 – ALEXA

SUE LAKIN

- A home automation system will monitor and/or control home attributes such as lighting, climate, entertainment systems, and appliances
- Domotics! Smart Home




- 
- A home automation system will monitor and/or control home attributes such as lighting, climate, entertainment systems, and appliances
 - Domotics! Smart Home


What is Home Automation?

Home automation refers to the use of smart technology to control and automate household appliances and systems, enhancing convenience, comfort, and energy efficiency. This technology allows homeowners to remotely monitor and manage devices such as lights, thermostats, security cameras, and even kitchen appliances through their smartphones or voice commands.

From setting up automated schedules to responding to environmental changes, home automation systems offer a seamless integration of technology into everyday living.



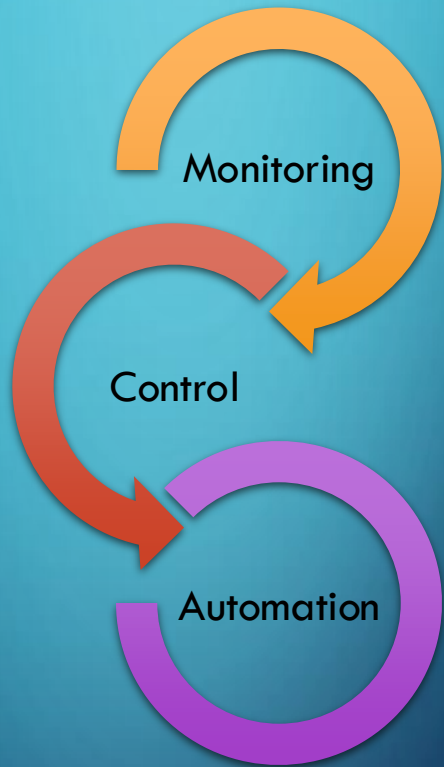
A smart device
Eg lights, thermostat
Can be made “smart” with smart plugs



A hub
Eg Alexa connected to wifi



A control device/interface
Eg Echo = voice control interface

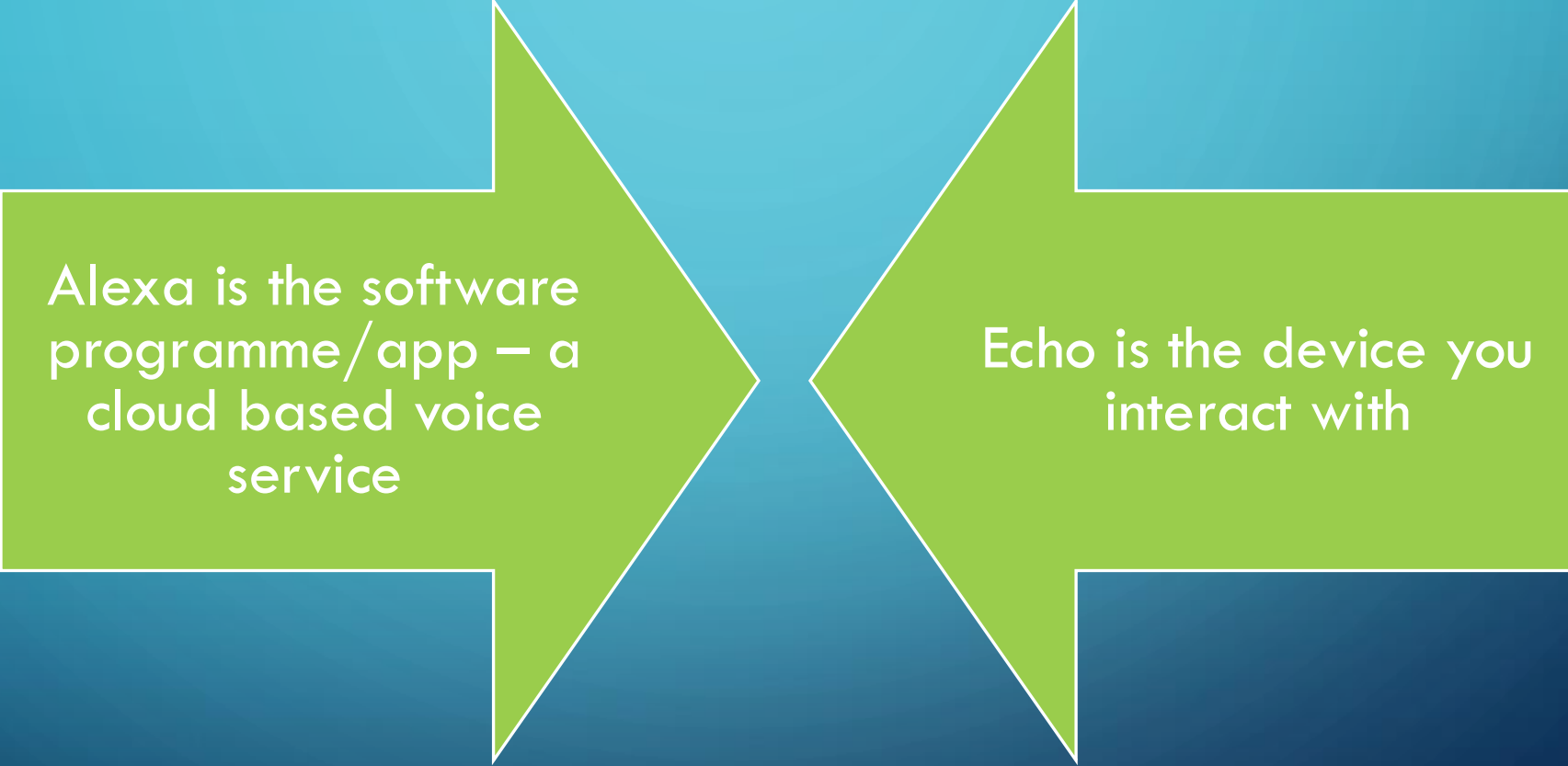


Three steps are followed in Home automation as follows:

1. **Monitoring:** This means keeping the control of the system using an app on a device remotely.
2. **Control:** This means that the system can be controlled remotely from anywhere through the app by the user.
3. **Automation:** Automation means making almost all devices automatic for making it a better system.



AMAZON ALEXA & ECHO



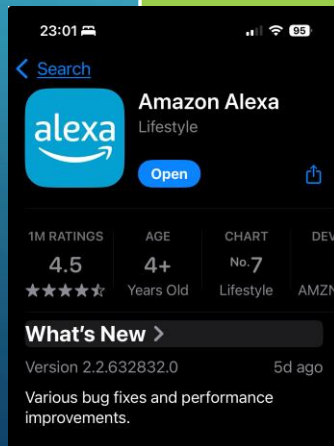
Alexa is the software programme/app – a cloud based voice service

Echo is the device you interact with

ALEXA & ECHO

Alexa is the software programme/app – a cloud based voice service

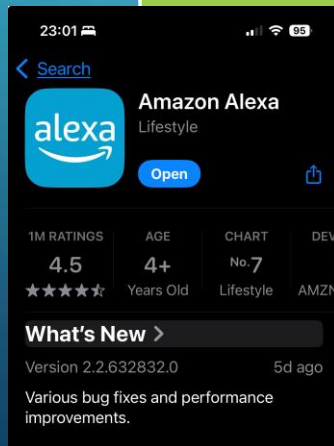
Echo is the device you interact with

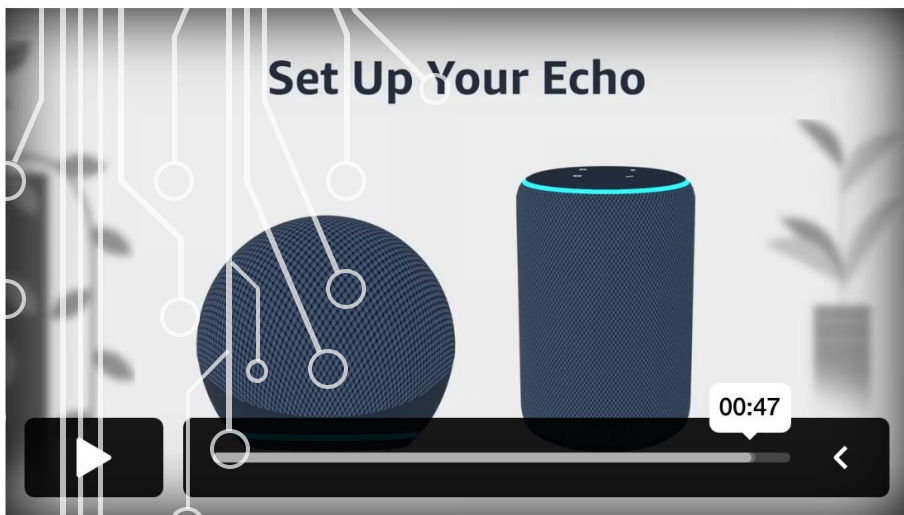


ALEXA & ECHO




Alexa is the software programme/app – a cloud based voice service

Echo is the device you interact with





Tip: Before setup, download or update the Alexa app in your mobile device app store.

1. Plug in your device.
2. Open the Alexa app .
3. Select **Devices** .
4. Select , then select **Add Device**.
5. Select **Amazon Echo**.
6. Select **Echo, Echo Dot, Echo Pop and more**.
Follow the instructions to set up your device.

Related Help Topics

[Set Up Doesn't Work on Your Echo Device](#)

[Echo Device Is Having Wi-Fi Issues](#)

[Connect Smart Home Devices to Alexa](#)

[Link Music Streaming Services to Alexa](#)

[Link Your TV or Video Service Provider to Alexa](#)

SETTING UP ALEXA/ECHO

- YOU WILL NEED AN AMAZON ACCOUNT TO USE ALEXA
- SEE RELATED HELP TOPICS TO LINK DEVICES
- LOOK FOR TECHNOLOGY THAT SAYS “WORKS WITH ALEXA”
- SOME DEVICES HAVE ALEXA BUILT IN EG TVS
- CAN BE USED WITHOUT A DEVICE (APP ON YOUR PHONE)

WHAT CAN ALEXA DO?

- <https://www.amazon.co.uk/b?ie=UTF8&node=28247729031>

Explore Echo Devices



RESOURCES/LINKS

- https://en.m.wikipedia.org/wiki/Home_automation
- <https://www.geeksforgeeks.org/what-is-home-automation/>
- <https://www.amazon.co.uk/gp/help/customer/display.html%3FnodeId%3D201601770>
- <https://www.amazon.co.uk/b?ie=UTF8&node=28247729031>